


YEAR 4 Week Commencing 13th July 2020

Monday 13th	Tuesday 14th	Wednesday 15th	Thursday 16th	Friday 17th															
Morning Work Answers	Morning Work Answers	Morning Work Answers	Morning Work Answers	Morning Work Answers															
<p>Your Topic!</p>  <p>This week we thought we would mix things up a bit! It can be really hard to keep motivated when you have been away from school for so long and every day brings us closer to the summer holidays. We wanted to think of a way to help you keep going, just a little longer and we thought, wouldn't it be amazing if you could choose your own topic to focus on this week! So, for this week's activities we have provided suggestions on how you can present your work and things to focus on within your chosen topic, but it really is a topic of your own choosing!</p> <p>It could be ANYTHING! Absolutely anything you are really interested in. It could be....</p> <table> <tr> <td>Trains</td><td>Football or any other sport</td><td>Formula One</td><td colspan="2">Something from history or the future</td></tr> <tr> <td>A game (yes, even Minecraft!)</td><td>Pirates</td><td>A hobby</td><td colspan="2">A creature (Real or Imaginary)</td></tr> <tr> <td>A famous person</td><td>Technology</td><td>Planes</td><td>A film</td><td>A book</td></tr> </table> <p>We could go on; the options are endless! Just remember to choose something that will really motivate and inspire you!.</p>					Trains	Football or any other sport	Formula One	Something from history or the future		A game (yes, even Minecraft!)	Pirates	A hobby	A creature (Real or Imaginary)		A famous person	Technology	Planes	A film	A book
Trains	Football or any other sport	Formula One	Something from history or the future																
A game (yes, even Minecraft!)	Pirates	A hobby	A creature (Real or Imaginary)																
A famous person	Technology	Planes	A film	A book															
<u>Topic</u>	<u>Topic</u>	<u>Topic</u>	<u>Topic</u>	<u>Topic</u>															



Choose your topic.
Remember to think very carefully about what you want it to be, as you are going to be learning about it all week.

Mind Map

Create a mind map about your topic.

Click [here](#) here for examples.

Place your “focus” or “heading” in the middle of the page and around the outside, write down as many facts as you can about your topic.

Remember!

Make it eye-catching, include pictures and



Today we would like you to pick a key event from your chosen topic.

It could be an important day, match or race, a key moment in a story, an invention, a key battle etc.

Create a detailed drawing all about this key event or moment!

Then around the outside generate as many words as you can that describe the event.

Remember to include:

Nouns
Adjectives
Feelings



Now you know what your topic is about today we want you to pick one aspect from it.

It could be a person, a place or a thing and create a fact sheet or poster all about that one focus!

Remember to include:

Heading
Introduction
Paragraphs with subheadings
Pictures
Diagrams
Fact boxes

Click [here](#) for a blank template.

Click [here](#) for a biography style template, (good if you are focusing on a person.)



Today we would like you to write some sentences about your topic.

Choose no more than 3 different aspects of your topic.

Minimum – write 5 sentences about your topic.

Maximum – write 3 paragraphs about your topic (Each paragraph about 1 aspect of your topic.)

Remember!

Include the vocabulary you generated the other day, (Tuesday).



Today you can present everything you have learnt about your topic in one of these ways.

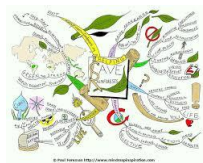
An informative leaflet, click [here](#) for a template.

A power point

A poster

A paragraph.

diagrams.



Technical words
(words specifically
related to the topic.)

Additionally, this week we would like you to think back over your memories of year 4 and produce an important piece of writing for you ROA, which will help you remember what happened in 2019-2020.

Here is an [overview](#) of our activities from Autumn & Spring Term.

Here is a [template](#).

Write about:

The activities you took part in.

What you enjoyed & why?

The work you most enjoyed, are proud of & why?

Your experience of lockdown, what was it like for you? What did you do? What were your feelings & why?

What you will miss & what you look forward to next year.

Try to structure this piece of writing into 3 paragraphs, Autumn Term, Spring Term & Summer Term (Lockdown).

We will collect these pieces of writing in and place them in your ROA, which you will keep with you on your journey through Herne.

You have until the end of term to complete this.

Maths

Maths

Maths

Maths

Maths

Th	H	T	O

Place Value

You will need a dice (have a hunt through your board games!)


Click the dice for an interactive dice.



In your book divide it into 3 sections H T O

Then roll the dice – whatever the dice rolls, you must decide where to place the number, in the H, the T or the O column.

Repeat for the next two columns. Placing one digit at a time.



Investigation.

Choose one of [these](#) these investigations to complete.

Remember!

Drawing it out and showing your workings will really help.

Also, if at first you don't succeed, try, try and try again.




Answers

Or, have a look on [BBC](#)

[Bitesize](#) lessons.

Or, go on [Doodle Maths](#), [Education](#)



Bryony's Triangle

Investigation.

Click [here](#) to make Bryony's flower out of paper.

Then think about the question, "what fraction of the paper is the shaded triangle?"

Click [here](#) for ways to support your child.

Click [here](#) for the solution.

Or, complete page 39 from the [Target Your Maths](#) booklet, multiplication facts review.

Remember if the question is division e.g. $16 \div 4 =$

Say "How many 4's are in 16" and use your fingers to



Outdoors investigations!

Click [here](#) a selection of fun maths activities. These will involve you hunting around your garden, park or local walk.

[Here](#) is the tree identification sheet to use as a guide.

[Here](#) is a reminder on how to make a bar chart.

Or, have a look on [BBC Bitesize](#) lessons.

Or, go on [Doodle Maths](#), [Education City](#), [TT Rockstars](#) or [Hit the Button](#).



Complete one of [these](#) differentiated times tables colour by number. Try to challenge yourself!

Or, complete page 33 from the [Target Your Maths](#) booklet, multiplication facts for 6.

Remember if the question is division e.g. $18 \div 6 =$

Say "How many 6's are in 18" and use your fingers to count. However many fingers you have up, that is the answer.

[Answers](#) (page 7)

<p>You can not change your mind!</p> <p>Your goal is to make the largest number possible.</p> <p>Repeat this several times.</p> <p>Then try to make the smallest number.</p> <p><u>Challenge!</u></p> <p>Why not add a Thousands column! You now have 4 places to choose to put what the dice says.</p> <p>Or, have a look on BBC Bitesize lessons.</p> <p>Or, go on Doodle Maths, Education City, TT Rockstars or Hit the Button.</p>	<p>City, TT Rockstars or Hit the Button.</p>	<p>count. However many fingers you have up, that is the answer.</p> <p>Answers (page 8)</p>		
Mindfulness Moment	Mindfulness Moment	Mindfulness Moment	Mindfulness Moment	Mindfulness Moment
<u>Art</u>	<u>DT/Science</u> With your topic in mind.	<u>Home Economics</u> It's nearly the summer holidays!	<u>Music</u> With your project in mind. Is there any music or songs	<u>PDL</u>



Choose an aspect from you chosen topic and create a piece of art work about it.

It could be a

Drawing

Painting

Collage

Picture made out of things from the garden.

A sculpture or model

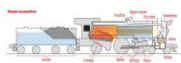
Lego

A diorama

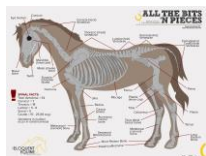
Find out about how an aspect of your topic works.



For example if it is trains – you could look at the engine.



Animals – look at their skeleton.



Football – football boots.



A film –a animatronic



Let's do a summer clean! It's like a spring clean but it gets you ready for summer!

Check that your bedroom is clean and tidy!

Help with dinner! ("Yes please!" I hear the adults say!)

Don't forget to wash up and tidy up after dinner!

Can you help vacuum or dusk?

Ask the adult in charge what they would like you to do!

ICT

Explore [this](#) website and create your own "WordArt" all about your chosen topic!

that relate to it?



Find out about any music associated with your topic and present it in any way you like.

It could be that you learn a song!

Or, if they don't have any music. What sounds are associated with it. Why do they make the sounds? Why are they important? What do they mean?

Think about your topic for the week.

Why is it special to you?

How does it make you feel?

What would you like to do with this topic as you get older?

Complete [this](#) reflection sheet.

Additionally, look at [this power point](#) about "Making Good Decisions" [Resource 1](#) [Resource 2](#)

character.



Then either – draw a diagram and label how it works, or have a go making your own.

Remember to include as much vocabulary as you can!