







Year 6 Home Learning

Week Commencing: Tuesday 3rd May 2022

Morning Work	Please see Morning Work attached separately – this is what the children are doing in school this week.
<p style="text-align: center;">Reading</p> 	<p>For your reading, we would like you to engage with the text, 'A Career in Computer Games' by Anthony Horowitz. Follow the lessons and complete the tasks. As you follow the video, you will find some tasks are for you to answer as you go – you don't have to write all of these down.</p> <p style="text-align: center;">Lesson 1 – Engage with the text and main characters https://classroom.thenational.academy/lessons/to-engage-with-the-text-and-main-character-6wwk2e</p> <p style="text-align: center;">Lesson 2 – Consider the author's use of language https://classroom.thenational.academy/lessons/to-consider-the-authors-use-of-language-and-further-understand-the-main-character-68u62r</p> <p style="text-align: center;">Lesson 3 – To consider a character's experience https://classroom.thenational.academy/lessons/to-consider-a-character's-experience-chj3er</p> <p style="text-align: center;">Lesson 4 – Make inferences and predictions https://classroom.thenational.academy/lessons/to-make-inferences-and-predictions-61hkct</p>
<p style="text-align: center;">Spelling</p> 	<p>For your spelling this week, we would like you to revise curriculum words and silent letters. Click on the links below and follow the lessons.</p> <p style="text-align: center;">Lesson 1 – To practise curriculum words https://classroom.thenational.academy/lessons/to-practise-curriculum-words-6tj32d</p> <p style="text-align: center;">Lesson 2 – To practise and apply knowledge of curriculum words https://classroom.thenational.academy/lessons/to-practise-and-apply-knowledge-of-curriculum-words-including-test-65k6ar</p> <p style="text-align: center;">Lesson 3 – To investigate silent letters https://classroom.thenational.academy/lessons/to-investigate-silent-letters-75hk0d</p>
<p style="text-align: center;">English</p> 	<p>This week in English, we would like you to have some grammar practice. Click on the link for each day and follow the lesson.</p> <p style="text-align: center;">Lesson 1 – To explore the four sentence types https://classroom.thenational.academy/lessons/to-explore-the-four-types-of-sentence-statement-command-exclamation-and-question-c9jked</p> <p style="text-align: center;">Lesson 2 – To practise and apply knowledge silent letters including test https://classroom.thenational.academy/lessons/to-practise-and-apply-knowledge-of-silent-letters-including-test-6mw6cd</p> <p style="text-align: center;">Lesson 3 – To explore prepositions https://classroom.thenational.academy/lessons/to-explore-prepositions-6wwkcd</p> <p style="text-align: center;">Lesson 4 – To explore modal verbs https://classroom.thenational.academy/lessons/to-explore-modal-verbs-c9k34d</p>
<p style="text-align: center;">Maths</p> 	<p>This week, we would like you to revise coordinates and shape. For each lesson, watch the video and complete the worksheet/quiz. Click on the link and follow the lesson.</p> <p style="text-align: center;">Lesson 1 – Describe coordinate positions on a grid https://classroom.thenational.academy/lessons/describing-coordinate-positions-on-a-grid-6hgpat</p> <p style="text-align: center;">Lesson 2 – Translating simple shapes https://classroom.thenational.academy/lessons/translating-simple-shapes-6hjpai</p> <p style="text-align: center;">Lesson 3 – Reflecting simple shapes https://classroom.thenational.academy/lessons/reflecting-simple-shapes-6mu3ec</p> <p style="text-align: center;">Lesson 4 – Solving practical coordinate problems (part 1) https://classroom.thenational.academy/lessons/solving-practical-coordinate-problems-part-1-c9h3ec</p>
<p style="text-align: center;">Afternoon Research and Independent Project Time</p>	<p>Our new theme in Year 6 is 'Revolutions'. For your independent project this week, we would like you to research Charles Dickens. Produce a factual poster presenting all that you have found. Research carefully and make sure your work is presented beautifully.</p> <div style="display: flex; justify-content: space-around; align-items: center;"> <ul style="list-style-type: none"> Who was Charles Dickens? Where was he born? When was he born? What is he famous for? Include images/pictures? Any other interesting facts <div style="text-align: center;">  </div> <div style="text-align: center;">  </div> </div>