







Year 4 Home Learning

Week Commencing: Monday 29th November 2022

Morning Work	Please see Morning Work attached separately – this is what the children are doing in school this week.
<p style="text-align: center;">Reading</p> 	<p>For your reading, we would like you to engage with the text, 'King of the Sky' by Nicola Davies. Follow the lessons and complete the tasks. As you follow the video, you will find some tasks are for you to answer as you go – you don't have to write all of these down.</p> <p style="text-align: center;">Lesson 1 – To explore a theme https://classroom.thenational.academy/lessons/to-explore-a-theme-61hp2c</p> <p style="text-align: center;">Lesson 2 – To engage with a text https://classroom.thenational.academy/lessons/to-engage-with-a-text-c5k64c</p> <p style="text-align: center;">Lesson 3 – To analyse a character https://classroom.thenational.academy/lessons/to-analyse-a-character-68t34t</p> <p style="text-align: center;">Lesson 4 – To explore figurative language https://classroom.thenational.academy/lessons/to-explore-figurative-language-c4w3cd</p> <p style="text-align: center;">Lesson 5 – To generate and explore themes https://classroom.thenational.academy/lessons/to-generate-and-explore-themes-64wk8c</p>
<p style="text-align: center;">Spelling</p> 	<p>For your spelling this week, we would like you to focus on homophones and homonyms. Click on the links below and follow the lessons.</p> <p style="text-align: center;">Lesson 1 – Investigate homonyms https://classroom.thenational.academy/lessons/to-investigate-homonyms-6gup4e</p> <p style="text-align: center;">Lesson 2 – Practise and apply knowledge of homonyms https://classroom.thenational.academy/lessons/to-practise-and-apply-knowledge-of-homonyms-including-test-65h36d</p> <p style="text-align: center;">Lesson 3 – Investigate homophones https://classroom.thenational.academy/lessons/to-investigate-homophones-cruk2t</p> <p style="text-align: center;">Lesson 4 Practise and apply knowledge of homophones https://classroom.thenational.academy/lessons/to-practise-and-apply-knowledge-of-homophones-including-test-6cw62d</p>
<p style="text-align: center;">English</p> 	<p>This week, we are learning about poetry in school. Follow the links for each day and complete the activities.</p> <p style="text-align: center;">Lesson 1 – To learn about John Lyons https://classroom.thenational.academy/lessons/to-learn-about-john-lyons-6wv62t</p> <p style="text-align: center;">Lesson 2 – To explore word classes https://classroom.thenational.academy/lessons/to-explore-word-class-6cu3je</p> <p style="text-align: center;">Lesson 3 – To explore and respond to John Lyons poetry 'Dancing in the Rain' https://classroom.thenational.academy/lessons/to-explore-and-respond-to-john-lyons-poetry-dancing-in-the-rain-c8u32c</p> <p style="text-align: center;">Lesson 4 – To explore a rich understanding of words associated with happiness (part 1) https://classroom.thenational.academy/lessons/to-develop-a-rich-understanding-of-words-associated-with-happiness-part-1-ccrp2c</p> <p style="text-align: center;">Lesson 5 – To explore and respond to John Lyons poetry 'Dancing in the Rain' (part 2) https://classroom.thenational.academy/lessons/to-explore-and-respond-to-john-lyons-poetry-dancing-in-the-rain-part-2-6xgkec</p>
<p style="text-align: center;">Maths</p> 	<p>For your maths this week, we would like you to focus on reasoning with 4 digit numbers. For each lesson, watch the video and complete the worksheet/quiz. Click on the link and follow the lesson.</p> <p style="text-align: center;">Lesson 1 – Recognise the place value of each digit https://classroom.thenational.academy/lessons/recognising-the-place-value-of-each-digit-in-a-4-digit-number-cgup6r</p> <p style="text-align: center;">Lesson 2 – Ordering and comparing numbers beyond 1000 https://classroom.thenational.academy/lessons/ordering-and-comparing-numbers-beyond-1000-cmr66c</p> <p style="text-align: center;">Lesson 3 – Ordering and comparing a set of numbers beyond 1000 https://classroom.thenational.academy/lessons/ordering-and-comparing-a-set-of-numbers-beyond-1000-6nh36r</p> <p style="text-align: center;">Lesson 4 – Finding 10, 100 or 1000 more than a given number https://classroom.thenational.academy/lessons/finding-10-100-or-1000-more-than-a-given-number-cmu62c</p> <p style="text-align: center;">Lesson 5 – Finding 10, 100 or 1000 less than a given number https://classroom.thenational.academy/lessons/finding-10-100-or-1000-less-than-a-given-number-c8w3gc</p>
<p style="text-align: center;">Afternoon Research and Independent Project Time</p>	<p>Currently our theme in Year 4 is 'Viking vs Saxons'. We would like you to research and produce a fact file/poster about Viking Longships.</p> <p style="text-align: center;">Think about the following things when researching and presenting.</p> <ul style="list-style-type: none"> • A drawing/image of a Viking Longship (please label its features). • What was it made from? Describe its appearance. • The speed of the Viking Longship. • The amount of people it could carry. • Make sure your fact file/poster is beautifully presented. <div style="text-align: right;">   </div>