







Year 3 Home Learning

Week Commencing: Monday 4th July 2022

Morning Work	Please see Morning Work attached separately – this is what the children are doing in school this week.
<p style="text-align: center;">Reading</p> 	<p>For your reading, we would like you to engage with the text, 'Mulan' by Michaela Morgan. Follow the lessons and complete the tasks. As you follow the video, you will find some tasks are for you to answer as you go – you don't have to write all of these down.</p> <p style="text-align: center;">Lesson 1 – Engage with a text https://classroom.thenational.academy/lessons/to-engage-with-a-text-cnh62c</p> <p style="text-align: center;">Lesson 2 – Answer questions on a text (Part 1) https://classroom.thenational.academy/lessons/to-answer-questions-on-a-text-part-1-6thkac</p> <p style="text-align: center;">Lesson 3 – Answer questions on a text (Part 2) https://classroom.thenational.academy/lessons/to-answer-questions-on-a-text-part-2-74u3jd</p> <p style="text-align: center;">Lesson 4 – To explore a character https://classroom.thenational.academy/lessons/to-explore-character-64tk4e</p> <p style="text-align: center;">Lesson 5 – To explore themes https://classroom.thenational.academy/lessons/to-explore-themes-6wr68d</p>
<p style="text-align: center;">Spelling</p> 	<p>For your spelling this week, we would like you to focus on plurals. Click on the links below and follow the lessons.</p> <p style="text-align: center;">Lesson 1 – Investigate suffixes – plurals. https://classroom.thenational.academy/lessons/to-investigate-suffixes-plurals-6nj64c</p> <p style="text-align: center;">Lesson 2 – Practise and apply knowledge of suffixes – plurals. https://classroom.thenational.academy/lessons/to-practise-and-apply-knowledge-of-suffixes-plural-including-a-test-6gt3ic</p> <p style="text-align: center;">Lesson 3 – Investigate more suffixes – plurals. https://classroom.thenational.academy/lessons/to-investigate-suffixes-more-plurals-6rtpcd</p> <p style="text-align: center;">Lesson 4 – Practise and apply knowledge of suffixes - more plurals. https://classroom.thenational.academy/lessons/to-practise-and-apply-knowledge-of-suffixes-more-plurals-including-test-cnh30c</p>
<p style="text-align: center;">English</p> 	<p>This week, we would like you to focus on explanation writing. Follow the links for each day and complete the activities.</p> <p style="text-align: center;">Lesson 1 – To identify the features of an explanation text https://classroom.thenational.academy/lessons/to-identify-the-features-of-an-explanation-text-6tgk2r</p> <p style="text-align: center;">Lesson 2 – To explore compound words https://classroom.thenational.academy/lessons/to-explore-compound-words-6wwpat</p> <p style="text-align: center;">Lesson 3 – To understand and sequence how bees make honey https://classroom.thenational.academy/lessons/to-understand-and-sequence-how-bees-make-honey-cgwk2c</p> <p style="text-align: center;">Lesson 4 – To develop a rich understanding of words associated with trying hard https://classroom.thenational.academy/lessons/to-develop-a-rich-understanding-of-words-associated-with-trying-hard-cdk66r</p> <p style="text-align: center;">Lesson 5 – To use precise vocabulary https://classroom.thenational.academy/lessons/to-use-precise-vocabulary-71k34t</p>
<p style="text-align: center;">Maths</p> 	<p>In class this week, we are focussing on angles and shapes. For each lesson, watch the video and complete the worksheet/quiz. Click on the link and follow the lesson.</p> <p style="text-align: center;">Lesson 1 – To describe 2D shapes based on their properties https://classroom.thenational.academy/lessons/to-describe-2-d-shapes-based-on-their-properties-6gu32d</p> <p style="text-align: center;">Lesson 2 – to draw 2D shapes based on their properties https://classroom.thenational.academy/lessons/to-draw-2-d-shapes-based-on-their-properties-6xgk2c</p> <p style="text-align: center;">Lesson 3 – To describe the properties of 3D shapes https://classroom.thenational.academy/lessons/to-describe-the-properties-of-3d-shapes-cdjkgd</p> <p style="text-align: center;">Lesson 4 – To identify and describe lines of symmetry in 2D shapes https://classroom.thenational.academy/lessons/to-identify-and-describe-lines-of-symmetry-in-2-d-shapes-c5ik0c</p> <p style="text-align: center;">Lesson 5 – To revise shapes https://classroom.thenational.academy/lessons/to-revise-shapes-6mv6ad</p>
<p style="text-align: center;">Afternoon Research and Independent Project Time</p>	<p>Our current theme in Year 3 is 'Rocking Romans'. For your independent project this week, we would like you to produce a factual poster/information page all about why Boudicca lead a revolt against the Romans. Research carefully and remember to present your work beautifully. Use the following link to help with your research.</p> <p>https://classroom.thenational.academy/lessons/why-did-boudicca-lead-a-revolt-against-the-romans-60v3gc</p> <div style="text-align: center;">  </div> <div style="text-align: right;">  </div>