








# Year 4 Home Learning

Week Commencing: Monday 24<sup>th</sup> January 2022

Morning Work	Please see Morning Work attached separately – this is what the children are doing in school this week.
<p style="text-align: center;"><b>Reading</b></p> 	<p>For your reading, we would like you to engage with the text, 'Hidden Depths: Exploring the Deep' by Chloe Rodes. Follow the lessons and complete the tasks. As you follow the video, you will find some tasks are for you to answer as you go – you don't have to write all of these down.</p> <p style="text-align: center;">Lesson 1 – To engage with a text  <a href="https://classroom.thenational.academy/lessons/to-engage-with-a-text-69k3ad">https://classroom.thenational.academy/lessons/to-engage-with-a-text-69k3ad</a></p> <p style="text-align: center;">Lesson 2 – To read and answer questions on a text (part 1)  <a href="https://classroom.thenational.academy/lessons/to-read-and-answer-questions-on-a-text-part-1-6mvkj6">https://classroom.thenational.academy/lessons/to-read-and-answer-questions-on-a-text-part-1-6mvkj6</a></p> <p style="text-align: center;">Lesson 3 – To read and answer questions on a text (part 2)  <a href="https://classroom.thenational.academy/lessons/to-read-and-answer-questions-on-a-text-part-2-6wv68c">https://classroom.thenational.academy/lessons/to-read-and-answer-questions-on-a-text-part-2-6wv68c</a></p> <p style="text-align: center;">Lesson 4 – To read and answer questions on a text (part 3)  <a href="https://classroom.thenational.academy/lessons/to-read-and-answer-questions-on-a-text-part-3-65hk6c">https://classroom.thenational.academy/lessons/to-read-and-answer-questions-on-a-text-part-3-65hk6c</a></p> <p style="text-align: center;">Lesson 5 – To read and engage with the text and to complete an independent activity  <a href="https://classroom.thenational.academy/lessons/to-engage-with-the-text-and-to-complete-an-independent-activity-6nk38c">https://classroom.thenational.academy/lessons/to-engage-with-the-text-and-to-complete-an-independent-activity-6nk38c</a></p>
 <p style="text-align: center;"><b>Spelling</b></p>	<p>For your spelling this week, we would like you to focus on suffixes. Click on the links below and follow the lessons.</p> <p style="text-align: center;">Lesson 1 – To investigate the al suffix  <a href="https://classroom.thenational.academy/lessons/to-investigate-the-al-suffix-crpv4c">https://classroom.thenational.academy/lessons/to-investigate-the-al-suffix-crpv4c</a></p> <p style="text-align: center;">Lesson 2 – To practise and apply knowledge of the al suffix  <a href="https://classroom.thenational.academy/lessons/to-practise-and-apply-knowledge-of-suffix-al-including-test-6nh3gr">https://classroom.thenational.academy/lessons/to-practise-and-apply-knowledge-of-suffix-al-including-test-6nh3gr</a></p> <p style="text-align: center;">Lesson 3 – To investigate the ic suffix  <a href="https://classroom.thenational.academy/lessons/to-investigate-the-suffix-ic-c4u3ac">https://classroom.thenational.academy/lessons/to-investigate-the-suffix-ic-c4u3ac</a></p> <p style="text-align: center;">Lesson 4 – To practise and apply knowledge of the ic suffix  <a href="https://classroom.thenational.academy/lessons/to-practise-and-apply-knowledge-of-the-suffix-ic-including-test-cgrk8d">https://classroom.thenational.academy/lessons/to-practise-and-apply-knowledge-of-the-suffix-ic-including-test-cgrk8d</a></p>
<p style="text-align: center;"><b>English</b></p> 	<p>This week, we are focussing on narrative writing. Follow the links for each day and complete the activities.</p> <p style="text-align: center;">Lesson 1 – To learn about Maori culture  <a href="https://classroom.thenational.academy/lessons/to-learn-about-maori-culture-ccvpcc">https://classroom.thenational.academy/lessons/to-learn-about-maori-culture-ccvpcc</a></p> <p style="text-align: center;">Lesson 2 – To revise simple, compound and complex sentences  <a href="https://classroom.thenational.academy/lessons/to-revise-simple-compound-and-complex-sentences-6tgp2d">https://classroom.thenational.academy/lessons/to-revise-simple-compound-and-complex-sentences-6tgp2d</a></p> <p style="text-align: center;">Lesson 3 – To develop an understanding of the main characters in a film  <a href="https://classroom.thenational.academy/lessons/to-develop-an-understanding-of-the-main-characters-in-a-film-6xhp6c">https://classroom.thenational.academy/lessons/to-develop-an-understanding-of-the-main-characters-in-a-film-6xhp6c</a></p> <p style="text-align: center;">Lesson 4 – To develop a rich understanding of words associated with eyes  <a href="https://classroom.thenational.academy/lessons/to-develop-a-rich-understanding-of-words-associated-with-eyes-6xikgd">https://classroom.thenational.academy/lessons/to-develop-a-rich-understanding-of-words-associated-with-eyes-6xikgd</a></p> <p style="text-align: center;">Lesson 5 – To plan a narrative build-up  <a href="https://classroom.thenational.academy/lessons/to-plan-a-narrative-build-up-6th30c">https://classroom.thenational.academy/lessons/to-plan-a-narrative-build-up-6th30c</a></p>
<p style="text-align: center;"><b>Maths</b></p> 	<p>In class this week, we are focussing on area and perimeter. For each lesson, watch the video and complete the worksheet/quiz. Click on the link and follow the lesson.</p> <p style="text-align: center;">Lesson 1 – Measure and calculate the perimeter of rectangles in centimetres  <a href="https://classroom.thenational.academy/lessons/measure-and-calculate-the-perimeter-of-rectangles-in-centimetres-and-millimetres-c5h32c">https://classroom.thenational.academy/lessons/measure-and-calculate-the-perimeter-of-rectangles-in-centimetres-and-millimetres-c5h32c</a></p> <p style="text-align: center;">Lesson 2 – Draw shapes of a given perimeter  <a href="https://classroom.thenational.academy/lessons/draw-shapes-of-a-given-perimeter-6dh6cd">https://classroom.thenational.academy/lessons/draw-shapes-of-a-given-perimeter-6dh6cd</a></p> <p style="text-align: center;">Lesson 3 – Calculate the perimeter of rectangles in centimetres and metres  <a href="https://classroom.thenational.academy/lessons/calculate-the-perimeter-of-rectangles-in-centimetres-and-metres-65gp2r">https://classroom.thenational.academy/lessons/calculate-the-perimeter-of-rectangles-in-centimetres-and-metres-65gp2r</a></p> <p style="text-align: center;">Lesson 4 – Calculate the perimeter of simple compound shapes  <a href="https://classroom.thenational.academy/lessons/calculate-the-perimeter-of-simple-compound-shapes-c9gp8r">https://classroom.thenational.academy/lessons/calculate-the-perimeter-of-simple-compound-shapes-c9gp8r</a></p> <p style="text-align: center;">Lesson 5 – Calculate the perimeter of composite shapes  <a href="https://classroom.thenational.academy/lessons/calculate-the-perimeter-of-composite-shapes-6gvp4c">https://classroom.thenational.academy/lessons/calculate-the-perimeter-of-composite-shapes-6gvp4c</a></p>
<p style="text-align: center;"><b>Afternoon Research and Independent Project Time</b></p>	<p>Our <b>current</b> theme in Year 4 is 'Imaginary Worlds'. For your independent project this week, we would like you to create a mood board of imaginary worlds. You can choose to do a 'theme' or a mixture of imaginary worlds (e.g. underwater, space, magical, forest etc.). Use the skills from your collage pages in art to help you. Remember, you can overlap, tear and tilt images. You could also draw some of your own images and make sure you include descriptive vocabulary.</p> <div style="display: flex; justify-content: space-around; align-items: center;">  <div style="text-align: center;">  <p><b>INDEPENDENCE</b>          Having a passion to learn          Being a prepared learner          Being an active learner          Being engaged          Building confidence and not giving up          Being responsible for your own learning          Having the ability to work on your own</p> </div>  </div>