






Year 4 Home Learning

Week Commencing: Monday 6th June 2022

Morning Work	Please see Morning Work attached separately – this is what the children are doing in school this week.
<p style="text-align: center;">Reading</p> 	<p>For your reading, we would like you to engage with the text, 'Walter Tull's Scrapbook' by Michaela Morgan. Follow the lessons and complete the tasks. As you follow the video, you will find some tasks are for you to answer as you go – you don't have to write all of these down.</p> <p style="text-align: center;">Lesson 1 – To engage with the text https://classroom.thenational.academy/lessons/to-engage-with-the-text-c4t36r</p> <p style="text-align: center;">Lesson 2 – To read about Walter Tull's family and childhood https://classroom.thenational.academy/lessons/to-read-about-walter-tulls-family-and-childhood-ccukjr</p> <p style="text-align: center;">Lesson 3 – To read about Walter Tull's career in football https://classroom.thenational.academy/lessons/to-read-about-walter-tulls-career-in-football-cmvkgt</p> <p style="text-align: center;">Lesson 4 – To read about Walter Tull's career in the army https://classroom.thenational.academy/lessons/to-read-about-walter-tulls-career-in-the-army-68u3cc</p> <p style="text-align: center;">Lesson 5 – To reflect upon the text we have read https://classroom.thenational.academy/lessons/to-reflect-upon-the-text-we-have-read-6cr64c</p>
<p style="text-align: center;">Spelling</p> 	<p>For your spelling this week, we would like you to focus on suffixes. Click on the links below and follow the lessons.</p> <p style="text-align: center;">Lesson 1 – To investigate the suffix ic https://classroom.thenational.academy/lessons/to-investigate-the-suffix-ic-c4u3ac</p> <p style="text-align: center;">Lesson 2 – To practise and apply knowledge of the suffix ic https://classroom.thenational.academy/lessons/to-practise-and-apply-knowledge-of-the-suffix-ic-including-test-cgrk8d</p> <p style="text-align: center;">Lesson 3 – To investigate suffixes (ary/ery) https://classroom.thenational.academy/lessons/to-investigate-suffixes-ary-ery-68w6ce</p> <p style="text-align: center;">Lesson 4 – To practise and apply knowledge of suffixes (ary/ery) https://classroom.thenational.academy/lessons/to-practise-and-apply-knowledge-of-suffixes-ary-ery-c4r3ce</p>
<p style="text-align: center;">English</p> 	<p>This week, we are learning about narrative writing. Follow the links for each day and complete the activities.</p> <p style="text-align: center;">Lesson 1 – To engage with the poem https://classroom.thenational.academy/lessons/to-engage-with-the-poem-71h66r</p> <p style="text-align: center;">Lesson 2 – To explore the function of apostrophes https://classroom.thenational.academy/lessons/to-explore-the-function-of-apostrophes-70up2d</p> <p style="text-align: center;">Lesson 3 – To generate vocabulary to write the opening https://classroom.thenational.academy/lessons/to-generate-vocabulary-to-write-the-opening-c9j3ct</p> <p style="text-align: center;">Lesson 4 – To develop a rich understanding of words associated with being confident https://classroom.thenational.academy/lessons/to-develop-a-rich-understanding-of-words-associated-with-being-confident-cgt3ar</p> <p style="text-align: center;">Lesson 5 – To plan the opening https://classroom.thenational.academy/lessons/to-plan-the-opening-68wk0d</p>
<p style="text-align: center;">Maths</p> 	<p>For your maths this week, we would like you to focus on line graphs and statistics. For each lesson, watch the video and complete the worksheet/quiz. Click on the link and follow the lesson.</p> <p style="text-align: center;">Lesson 1 – Interpreting line graphs https://classroom.thenational.academy/lessons/interpreting-line-graphs-cmr3ec</p> <p style="text-align: center;">Lesson 2 – Reading and interpreting line graphs https://classroom.thenational.academy/lessons/reading-and-interpreting-line-graphs-cgtkad</p> <p style="text-align: center;">Lesson 3 – Reading scales on a line graph https://classroom.thenational.academy/lessons/reading-scales-on-a-line-graph-6wuk0t</p> <p style="text-align: center;">Lesson 4 – Tables and line graphs https://classroom.thenational.academy/lessons/tables-and-line-graphs-6xgk0t</p> <p style="text-align: center;">Lesson 5 – Constructing a line graph https://classroom.thenational.academy/lessons/constructing-a-line-graph-6gv38r</p>
<p style="text-align: center;">Afternoon Research and Independent Project Time</p>	<p>Our new theme in Year 4 is 'Exploring Habitats'. For your independent project this week, we would like you to research an animal of your choice and its habitat. Then, we would like you to produce an information page all about it. Research carefully and remember to present your work beautifully.</p> <div style="text-align: right;">   </div>