







Year 3 Home Learning

Week Commencing: Monday 6th December 2021

<p>Morning Work</p>	<p>Please see Morning Work attached separately – this is what the children are doing in school this week.</p>
<p>Reading</p> 	<p>For your reading, we would like you to engage with the text, 'Rushing Rivers' by Kingfisher. Follow the lessons and complete the tasks. As you follow the video, you will find some tasks are for you to answer as you go – you don't have to write all of these down.</p> <p style="text-align: center;">Lesson 1 – To identify features of a non-fiction text https://classroom.thenational.academy/lessons/to-identify-features-of-a-non-fiction-text-c8v32d</p> <p style="text-align: center;">Lesson 2 – To answer questions on a non-fiction text (part 1) https://classroom.thenational.academy/lessons/to-answer-questions-on-a-non-fiction-text-part-1-c9gp4d</p> <p style="text-align: center;">Lesson 3 – To answer questions on a non-fiction text (part 2) https://classroom.thenational.academy/lessons/to-answer-questions-on-a-non-fiction-text-part-2-ctj30t</p> <p style="text-align: center;">Lesson 4 – To answer questions on a non-fiction text (part 3) https://classroom.thenational.academy/lessons/to-answer-questions-on-a-non-fiction-text-part-3-cctk6r</p> <p style="text-align: center;">Lesson 5 – To complete an activity on a non-fiction text https://classroom.thenational.academy/lessons/to-complete-an-activity-on-a-non-fiction-text-c8vp6d</p>
<p>Spelling</p> 	<p>For your spelling this week, we would like you to focus on suffixes. Click on the links below and follow the lessons.</p> <p style="text-align: center;">Lesson 1 – To investigate suffixes – ly suffix https://classroom.thenational.academy/lessons/to-investigate-suffixes-ly-suffix-6crpccr</p> <p style="text-align: center;">Lesson 2 – To practise and apply knowledge of suffixes - ly suffix https://classroom.thenational.academy/lessons/to-practise-and-apply-knowledge-of-suffixes-ly-suffix-including-test-6ww3gc</p> <p style="text-align: center;">Lesson 3 – To investigate suffixes - ful and less https://classroom.thenational.academy/lessons/to-investigate-suffixes-ful-and-less-suffixes-6gwp8d</p> <p style="text-align: center;">Lesson 4 – To practise and apply knowledge of suffixes - ful and less https://classroom.thenational.academy/lessons/to-practise-and-apply-knowledge-of-suffixes-ful-and-less-suffixes-including-test-c9h6ar</p>
<p>English</p> 	<p>This week, we would like you to learn about writing a non-chronological report. Follow the links for each day and complete the activities.</p> <p style="text-align: center;">Lesson 1 – Identify the features of a non-chronological report https://classroom.thenational.academy/lessons/to-identify-features-of-a-non-chronological-report-ctik8c</p> <p style="text-align: center;">Lesson 2 – To revise compound sentences https://classroom.thenational.academy/lessons/to-revise-compound-sentences-c4t3jd</p> <p style="text-align: center;">Lesson 3 – To learn about the Portia Spider https://classroom.thenational.academy/lessons/to-learn-about-the-portia-spider-6hh3jd</p> <p style="text-align: center;">Lesson 4 – To develop a rich understanding of words associated with the jungle https://classroom.thenational.academy/lessons/to-develop-a-rich-understanding-of-words-associated-with-the-jungle-part-1-6wu3gt</p> <p style="text-align: center;">Lesson 5 – To develop vocabulary to describe the Portia Spider https://classroom.thenational.academy/lessons/to-develop-vocabulary-to-describe-the-portia-spider-6xjk2c</p>
<p>Maths</p> 	<p>In class this week, we are continuing to focus on multiplication and division. For each lesson, watch the video and complete the worksheet/quiz. Click on the link and follow the lesson.</p> <p style="text-align: center;">Lesson 1 – Exploring commutativity https://classroom.thenational.academy/lessons/exploring-commutativity-60t36d</p> <p style="text-align: center;">Lesson 2 – Dividing by a one-digit number (no regrouping) https://classroom.thenational.academy/lessons/dividing-by-a-one-digit-number-no-regrouping-c5jkar</p> <p style="text-align: center;">Lesson 3 – Solving multiplication and division problems using the bar model https://classroom.thenational.academy/lessons/solving-multiplication-and-division-problems-using-the-bar-model-6crp2c</p> <p style="text-align: center;">Lesson 4 – Solving multiplication and division problems by drawing the bar model https://classroom.thenational.academy/lessons/solving-multiplication-and-division-problems-by-drawing-the-bar-model-65k3je</p> <p style="text-align: center;">Lesson 5 – Identifying known and unknown relationships https://classroom.thenational.academy/lessons/identifying-known-and-unknown-relationships-cdk6at</p>
<p>Afternoon Research and Independent Project Time</p>	<p>Currently our theme in Year 3 is 'Environmental Detectives'. This week, we would like you to research 5 different animals that live in the Amazon Rainforest. You will need to research carefully and produce a beautiful and eye-catching poster.</p> <p style="text-align: center;">Remember to include the following information.</p> <ul style="list-style-type: none"> • A title for your poster. • Names of 5 different animals • Their different habitats • The food that they eat • Threats for each animal <div style="display: flex; justify-content: space-around; align-items: center;"> <div style="text-align: center;">  </div> <div style="text-align: center;">  </div> </div>