







Year 6 Home Learning

Week Commencing: Monday 22nd November 2022

<p>Morning Work</p>	<p>Please see Morning Work attached separately – this is what the children are doing in school this week.</p>
<p>Reading</p> 	<p>For your reading, we would like you to engage with the text, 'A Career in Computer Games' by Anthony Horowitz. Follow the lessons and complete the tasks. As you follow the video, you will find some tasks are for you to answer as you go – you don't have to write all of these down.</p> <p style="text-align: center;">Lesson 1 – Engage with the text and main characters https://classroom.thenational.academy/lessons/to-engage-with-the-text-and-main-character-6wwk2e</p> <p style="text-align: center;">Lesson 2 – Consider the author's use of language https://classroom.thenational.academy/lessons/to-consider-the-authors-use-of-language-and-further-understand-the-main-character-68u62r</p> <p style="text-align: center;">Lesson 3 – To consider a character's experience https://classroom.thenational.academy/lessons/to-consider-a-character's-experience-chi3er</p> <p style="text-align: center;">Lesson 4 – Make inferences and predictions https://classroom.thenational.academy/lessons/to-make-inferences-and-predictions-61hkct</p> <p style="text-align: center;">Lesson 5 – Analyse a setting and consider its impact on the reader https://classroom.thenational.academy/lessons/to-analyse-a-setting-and-consider-its-impact-on-the-reader-6wuk8d</p>
<p>Spelling</p> 	<p>For your spelling this week, we would like you to focus on suffixes. Click on the links below and follow the lessons.</p> <p style="text-align: center;">Lesson 1 – Investigate suffixes https://classroom.thenational.academy/lessons/to-investigate-suffixes-tion-cian-sion-ssion-61jkat</p> <p style="text-align: center;">Lesson 2 – Practise and apply knowledge of suffixes https://classroom.thenational.academy/lessons/to-practise-and-apply-knowledge-of-suffixes-tion-cian-sion-ssion-including-test-6tgk2c</p> <p style="text-align: center;">Lesson 3 – Investigate the suffix - ous https://classroom.thenational.academy/lessons/to-investigate-the-suffix-ous-ccu3et</p> <p style="text-align: center;">Lesson 4 – Practise and apply knowledge of suffixes https://classroom.thenational.academy/lessons/to-practise-and-apply-knowledge-of-suffixes-ous-including-test-6rv34d</p>
<p>English</p> 	<p>This week in English, we are going to be researching The First World War as well as completing a SPAG test. Follow the links for each day and complete the activities. This will help support your learning in English when you return to school.</p> <p style="text-align: center;">Lesson 1 – To explore expanded noun phrases https://classroom.thenational.academy/lessons/to-explore-expanded-noun-phrases-crt3id</p> <p style="text-align: center;">Lesson 2 – To explore the function of fronted adverbials https://classroom.thenational.academy/lessons/to-explore-the-functions-of-fronted-adverbials-6cu3ar</p> <p style="text-align: center;">Lesson 3 – To explore using relative and possessive pronouns https://classroom.thenational.academy/lessons/to-explore-using-pronouns-relative-and-possessive-pronouns-6cvpat</p> <p style="text-align: center;">Lesson 4 – What caused the First World War to break out? https://classroom.thenational.academy/lessons/what-caused-the-first-world-war-to-break-out-74wk0d</p> <p style="text-align: center;">Lesson 5 – Why were so many lives lost on the Western Front? https://classroom.thenational.academy/lessons/why-were-so-many-lives-lost-on-the-western-front-70vkat</p>
<p>Maths</p> 	<p>In class this week, we are continuing to focus on fractions. For each lesson, watch the video and complete the worksheet/quiz. Click on the link and follow the lesson.</p> <p style="text-align: center;">Lesson 1 – Represent multiplication with proper fractions https://classroom.thenational.academy/lessons/fractions-represent-multiplication-with-proper-fractions-c9h64e</p> <p style="text-align: center;">Lesson 2 – Multiply pairs of proper fractions https://classroom.thenational.academy/lessons/fractions-multiply-pairs-of-proper-fractions-c4rp4r</p> <p style="text-align: center;">Lesson 3 – Divide a proper fraction by an integer https://classroom.thenational.academy/lessons/fractions-divide-a-proper-fraction-by-an-integer-6tjkgd</p> <p style="text-align: center;">Lesson 4 – Multiply and divide with improper fractions https://classroom.thenational.academy/lessons/fractions-multiply-and-divide-with-improper-fractions-74tk8c</p> <p style="text-align: center;">Lesson 5 – Solve fraction problems with the four operations https://classroom.thenational.academy/lessons/fractions-solve-fraction-problems-with-the-four-operations-cgrk0d</p>
<p>Afternoon Research and Independent Project Time</p>	<p>Currently our theme in Year 6 is 'The Power of Water'. We would like you to research and produce a factual poster about at least one major river in the world. Include a drawing/image of the river as well as information.</p> <p>Make sure you present your work neatly and clearly – think about the following questions to help with your research.</p> <ul style="list-style-type: none"> • Where is the source and the mouth of the river? • Where is it? What countries/continent? • How wide/long is it? • What wildlife does it support? • Are there any environmental challenges e.g. pollution? <div style="text-align: right;">   </div>