







Year 3 Home Learning

Week Commencing: Monday 31st January 2022

Morning Work	Please see Morning Work attached separately – this is what the children are doing in school this week.
<p>Reading</p> 	<p>For your reading, we would like you to engage with the text, 'Rushing Rivers' by Kingfisher. Follow the lessons and complete the tasks. As you follow the video, you will find some tasks are for you to answer as you go – you don't have to write all of these down.</p> <p>Lesson 1 – To identify features of a non-fiction text https://classroom.thenational.academy/lessons/to-identify-features-of-a-non-fiction-text-c8v32d</p> <p>Lesson 2 – To answer questions on a non-fiction text (part 1) https://classroom.thenational.academy/lessons/to-answer-questions-on-a-non-fiction-text-part-1-c9gp4d</p> <p>Lesson 3 – To answer questions on a non-fiction text (part 2) https://classroom.thenational.academy/lessons/to-answer-questions-on-a-non-fiction-text-part-2-ctj30t</p> <p>Lesson 4 – To answer questions on a non-fiction text (part 3) https://classroom.thenational.academy/lessons/to-answer-questions-on-a-non-fiction-text-part-3-cctk6r</p> <p>Lesson 5 – To complete an activity on a non-fiction text https://classroom.thenational.academy/lessons/to-complete-an-activity-on-a-non-fiction-text-c8vp6d</p>
<p>Spelling</p> 	<p>For your spelling this week, we would like you to focus on homonyms and homophones. Click on the links below and follow the lessons.</p> <p>Lesson 1 – To investigate homonyms https://classroom.thenational.academy/lessons/to-investigate-homonyms-6gup4e</p> <p>Lesson 2 – To practise and apply knowledge of homonyms https://classroom.thenational.academy/lessons/to-practise-and-apply-knowledge-of-homonyms-including-test-65h36d</p> <p>Lesson 3 – To investigate homophones https://classroom.thenational.academy/lessons/to-investigate-homophones-cruk2t</p> <p>Lesson 4 – To practise and apply knowledge of homophones https://classroom.thenational.academy/lessons/to-practise-and-apply-knowledge-of-homophones-including-test-6cw62d</p>
<p>English</p> 	<p>This week, we are continuing to learn about writing a narrative in school. Follow the links for each day and complete the activities.</p> <p>Lesson 1 – To engage with a narrative https://classroom.thenational.academy/lessons/to-engage-with-a-narrative-74vkae</p> <p>Lesson 2 – To introduce apostrophes for singular possession https://classroom.thenational.academy/lessons/to-introduce-apostrophes-for-singular-possession-6wr66d</p> <p>Lesson 3 – To retell and analyse a narrative https://classroom.thenational.academy/lessons/to-retell-and-analyse-a-narrative-64rkjc</p> <p>Lesson 4 – To develop a rich understanding of words associated with cities https://classroom.thenational.academy/lessons/to-develop-a-rich-understanding-of-words-associated-with-cities-cdgkct</p> <p>Lesson 5 – To prepare to write an opening setting https://classroom.thenational.academy/lessons/to-prepare-to-write-an-opening-setting-6tjkc</p>
<p>Maths</p> 	<p>In class this week, we are continuing to focus on multiplication and division. For each lesson, watch the video and complete the worksheet/quiz. Click on the link and follow the lesson.</p> <p>Lesson 1 – Exploring division strategies https://classroom.thenational.academy/lessons/exploring-division-strategies-c8tk4c</p> <p>Lesson 2 – Deriving new facts from multiplication facts https://classroom.thenational.academy/lessons/deriving-new-facts-from-multiplication-facts-64w68c</p> <p>Lesson 3 – Using arrays to multiply a 2 digit number by a 1 digit number https://classroom.thenational.academy/lessons/using-arrays-to-multiply-a-2-digit-number-by-a-1-digit-number-cctk4c</p> <p>Lesson 4 – Using dienes to multiply a 2 digit number by a 1 digit number https://classroom.thenational.academy/lessons/using-dienes-to-multiply-a-2-digit-number-by-a-1-digit-number-c5hk6c</p> <p>Lesson 5 – Exploring commutativity in multiplication https://classroom.thenational.academy/lessons/exploring-commutativity-in-multiplication-68tp6r</p>
<p>Afternoon Research and Independent Project Time</p>	<p>Our current theme in Year 3 is 'A journey through the Ages'. For your independent project this week, we would like you to investigate what daily life was like for people during the Stone Age. Produce a factual poster presenting all that you have found. Research carefully and make sure your work is presented beautifully. Think about the following things when researching...</p> <ul style="list-style-type: none"> • What food did they eat? How did they get their food? • What were the main jobs? • Where and how did they live? • What did they wear? • Include any other interesting facts you have found. <div data-bbox="1061 1780 1276 1960" style="text-align: center;">  <p>INDEPENDENCE Having a passion to learn Being a prepared learner Being an active listener Being organised Building resilience and not giving up Being responsible for your own learning Having the ability to work on your own</p> </div> <div data-bbox="1340 1792 1460 1960" style="text-align: right;">  </div>