







# Year 4 Home Learning

Week Commencing: Tuesday 3<sup>rd</sup> May 2022

Morning Work	Please see Morning Work attached separately – this is what the children are doing in school this week.
<p style="text-align: center;"><b>Reading</b></p> 	<p>For your reading, we would like you to engage with the text, 'Hidden Depths: Exploring the Deep' by Chloe Rodes. Follow the lessons and complete the tasks. As you follow the video, you will find some tasks are for you to answer as you go – you don't have to write all of these down.</p> <p style="text-align: center;">Lesson 1 – To engage with a text  <a href="https://classroom.thenational.academy/lessons/to-engage-with-a-text-69k3ad">https://classroom.thenational.academy/lessons/to-engage-with-a-text-69k3ad</a></p> <p style="text-align: center;">Lesson 2 – To read and answer questions on a text (part 1)  <a href="https://classroom.thenational.academy/lessons/to-read-and-answer-questions-on-a-text-part-1-6mvkj">https://classroom.thenational.academy/lessons/to-read-and-answer-questions-on-a-text-part-1-6mvkj</a></p> <p style="text-align: center;">Lesson 3 – To read and answer questions on a text (part 2)  <a href="https://classroom.thenational.academy/lessons/to-read-and-answer-questions-on-a-text-part-2-6wv68c">https://classroom.thenational.academy/lessons/to-read-and-answer-questions-on-a-text-part-2-6wv68c</a></p> <p style="text-align: center;">Lesson 4 – To read and answer questions on a text (part 3)  <a href="https://classroom.thenational.academy/lessons/to-read-and-answer-questions-on-a-text-part-3-65hk6c">https://classroom.thenational.academy/lessons/to-read-and-answer-questions-on-a-text-part-3-65hk6c</a></p>
<p style="text-align: center;"><b>Spelling</b></p> 	<p>For your spelling this week, we would like you to focus on suffixes. Click on the links below and follow the lessons.</p> <p style="text-align: center;">Lesson 1 – To investigate past and present tense  <a href="https://classroom.thenational.academy/lessons/to-investigate-suffixes-past-and-present-tense-60up6e">https://classroom.thenational.academy/lessons/to-investigate-suffixes-past-and-present-tense-60up6e</a></p> <p style="text-align: center;">Lesson 2 – To practise and apply knowledge of past and present tense  <a href="https://classroom.thenational.academy/lessons/to-practise-and-apply-knowledge-of-suffixes-past-and-present-tense-including-a-test-60wk8e">https://classroom.thenational.academy/lessons/to-practise-and-apply-knowledge-of-suffixes-past-and-present-tense-including-a-test-60wk8e</a></p> <p style="text-align: center;">Lesson 3 – To investigate more suffixes past and present  <a href="https://classroom.thenational.academy/lessons/to-investigate-more-suffixes-past-and-present-tense-64wp2c">https://classroom.thenational.academy/lessons/to-investigate-more-suffixes-past-and-present-tense-64wp2c</a></p>
<p style="text-align: center;"><b>English</b></p> 	<p>This week, we would like you to focus on journalistic writing. Follow the links for each day and complete the activities.</p> <p style="text-align: center;">Lesson 1 – To identify the features of a newspaper report  <a href="https://classroom.thenational.academy/lessons/to-identify-the-features-of-a-newspaper-report-6rv30r">https://classroom.thenational.academy/lessons/to-identify-the-features-of-a-newspaper-report-6rv30r</a></p> <p style="text-align: center;">Lesson 2 – To revise speech punctuation  <a href="https://classroom.thenational.academy/lessons/to-revise-speech-punctuation-cngp8t">https://classroom.thenational.academy/lessons/to-revise-speech-punctuation-cngp8t</a></p> <p style="text-align: center;">Lesson 3 – To identify the features of a newspaper report  <a href="https://classroom.thenational.academy/lessons/to-identify-the-features-of-a-newspaper-report-6dh3cr">https://classroom.thenational.academy/lessons/to-identify-the-features-of-a-newspaper-report-6dh3cr</a></p> <p style="text-align: center;">Lesson 4 – To develop a rich understanding of words associated with feeling surprised  <a href="https://classroom.thenational.academy/lessons/to-develop-a-rich-understanding-of-words-associated-with-feeling-surprised-c5j3it">https://classroom.thenational.academy/lessons/to-develop-a-rich-understanding-of-words-associated-with-feeling-surprised-c5j3it</a></p>
<p style="text-align: center;"><b>Maths</b></p> 	<p>For your maths this week, we would like you to focus on decimals. For each lesson, watch the video and complete the worksheet/quiz. Click on the link and follow the lesson.</p> <p style="text-align: center;">Lesson 1 – Recognising decimal tenths (part 1)  <a href="https://classroom.thenational.academy/lessons/recognising-decimal-tenths-part-1-ctgkcd">https://classroom.thenational.academy/lessons/recognising-decimal-tenths-part-1-ctgkcd</a></p> <p style="text-align: center;">Lesson 2 – Recognising decimal tenths (part 2)  <a href="https://classroom.thenational.academy/lessons/recognising-decimal-tenths-part-2-64upac">https://classroom.thenational.academy/lessons/recognising-decimal-tenths-part-2-64upac</a></p> <p style="text-align: center;">Lesson 3 – Comparing decimals  <a href="https://classroom.thenational.academy/lessons/comparing-decimals-61j38d">https://classroom.thenational.academy/lessons/comparing-decimals-61j38d</a></p> <p style="text-align: center;">Lesson 4 – Rounding decimals (part 1)  <a href="https://classroom.thenational.academy/lessons/rounding-decimals-part-1-crvk6c">https://classroom.thenational.academy/lessons/rounding-decimals-part-1-crvk6c</a></p>
<p style="text-align: center;"><b>Afternoon Research and Independent Project Time</b></p>	<p>Our <b>current</b> theme in Year 4 is 'Portal to the Past'. For your independent project this week, we would like you to investigate the role of propaganda during the war. Research carefully and produce an information page, presenting all that you have found.</p> <p style="text-align: center;">Think about the following things when researching...</p> <ul style="list-style-type: none"> <li>• What is propaganda?</li> <li>• Why do you think propaganda was used in Britain?</li> <li>• What type of propaganda posters do you think Germany would have printed at that time?</li> <li>• Include images of different posters that were used during the war.</li> <li>• Have a go at designing your own poster, using one of the following slogans...</li> <li>• 'Stand firm, 'TOGETHER!' 'It's a full time job to win' 'It does matter, the country pays for it'</li> <li>• Remember to present your work beautifully and include pictures/images</li> </ul> <div style="text-align: right;">   </div>