







# Year 6 Home Learning

Week Commencing: Monday 23<sup>rd</sup> May 2022

<p>Morning Work</p>	<p>Please see Morning Work attached separately – this is what the children are doing in school this week.</p>
<p>Reading</p> 	<p>For your reading, we would like you to engage with the text, 'The Blitz Survivor Stories'. Follow the lessons and complete the tasks. As you follow the video, you will find some tasks are for you to answer as you go – you don't have to write all of these down.</p> <p>Lesson 1 – To activate prior knowledge and consider the historical context.  <a href="https://classroom.thenational.academy/lessons/to-activate-prior-knowledge-and-consider-the-historical-context-6cw38c">https://classroom.thenational.academy/lessons/to-activate-prior-knowledge-and-consider-the-historical-context-6cw38c</a></p> <p>Lesson 2 – To read a recount and answer retrieval and inference based questions  <a href="https://classroom.thenational.academy/lessons/to-read-a-recount-and-answer-retrieval-and-inference-based-questions-6rvpct">https://classroom.thenational.academy/lessons/to-read-a-recount-and-answer-retrieval-and-inference-based-questions-6rvpct</a></p> <p>Lesson 3 – To understand the key information in a text and consider the author's perspective.  <a href="https://classroom.thenational.academy/lessons/to-understand-the-key-information-in-a-text-and-consider-the-authors-perspective-6wupcd">https://classroom.thenational.academy/lessons/to-understand-the-key-information-in-a-text-and-consider-the-authors-perspective-6wupcd</a></p> <p>Lesson 4 – To read a new text and consider the author's use of language  <a href="https://classroom.thenational.academy/lessons/to-read-a-new-text-and-consider-the-authors-use-of-language-c8rkit">https://classroom.thenational.academy/lessons/to-read-a-new-text-and-consider-the-authors-use-of-language-c8rkit</a></p> <p>Lesson 5 – To consider how reading can provide people with a way of learning new things  <a href="https://classroom.thenational.academy/lessons/to-consider-how-reading-can-provide-people-with-a-way-of-learning-new-things-c4t64c">https://classroom.thenational.academy/lessons/to-consider-how-reading-can-provide-people-with-a-way-of-learning-new-things-c4t64c</a></p>
<p>Spelling</p> 	<p>For your spelling this week, we would like you to focus on suffixes. Click on the links below and follow the lessons.</p> <p>Lesson 1 – Investigate suffixes  <a href="https://classroom.thenational.academy/lessons/to-investigate-suffixes-tion-cian-sion-ssion-61jkat">https://classroom.thenational.academy/lessons/to-investigate-suffixes-tion-cian-sion-ssion-61jkat</a></p> <p>Lesson 2 – Practise and apply knowledge of suffixes  <a href="https://classroom.thenational.academy/lessons/to-practise-and-apply-knowledge-of-suffixes-tion-cian-sion-ssion-including-test-6tgk2c">https://classroom.thenational.academy/lessons/to-practise-and-apply-knowledge-of-suffixes-tion-cian-sion-ssion-including-test-6tgk2c</a></p> <p>Lesson 3 – Investigate the suffix - ous  <a href="https://classroom.thenational.academy/lessons/to-investigate-the-suffix-ous-ccu3et">https://classroom.thenational.academy/lessons/to-investigate-the-suffix-ous-ccu3et</a></p> <p>Lesson 4 – Practise and apply knowledge of suffixes  <a href="https://classroom.thenational.academy/lessons/to-practise-and-apply-knowledge-of-suffixes-ous-including-test-6rv34d">https://classroom.thenational.academy/lessons/to-practise-and-apply-knowledge-of-suffixes-ous-including-test-6rv34d</a></p>
<p>English</p> 	<p>This week in English, we would like you to use 'Sherlock Holmes' as inspiration for your lessons. Click on the link for each day and follow the lesson.</p> <p>Lesson 1 – To build knowledge of the historical context  <a href="https://classroom.thenational.academy/lessons/to-build-knowledge-of-the-historical-context-of-the-narrative-crt68r">https://classroom.thenational.academy/lessons/to-build-knowledge-of-the-historical-context-of-the-narrative-crt68r</a></p> <p>Lesson 2 – To generate descriptive vocabulary  <a href="https://classroom.thenational.academy/lessons/to-generate-descriptive-vocabulary-cmv62c">https://classroom.thenational.academy/lessons/to-generate-descriptive-vocabulary-cmv62c</a></p> <p>Lesson 3 – To develop a rich understanding of words associated with cities  <a href="https://classroom.thenational.academy/lessons/to-develop-a-rich-understanding-of-words-associated-with-cities-71k36c">https://classroom.thenational.academy/lessons/to-develop-a-rich-understanding-of-words-associated-with-cities-71k36c</a></p> <p>Lesson 4 – To write a setting description (part 1)  <a href="https://classroom.thenational.academy/lessons/to-write-a-setting-description-part-1-6gup2c">https://classroom.thenational.academy/lessons/to-write-a-setting-description-part-1-6gup2c</a></p> <p>Lesson 5 – To plan a setting description  <a href="https://classroom.thenational.academy/lessons/to-plan-a-setting-description-c9jp6d">https://classroom.thenational.academy/lessons/to-plan-a-setting-description-c9jp6d</a></p>
<p>Maths</p> 	<p>This week, we would like you to revise missing angles and lengths. For each lesson, watch the video and complete the worksheet/quiz. Click on the link and follow the lesson.</p> <p>Lesson 1 – Find the value of missing angles  <a href="https://classroom.thenational.academy/lessons/find-the-value-of-missing-angles-6cr3je">https://classroom.thenational.academy/lessons/find-the-value-of-missing-angles-6cr3je</a></p> <p>Lesson 2 – Compare and classify triangles  <a href="https://classroom.thenational.academy/lessons/compare-and-classify-triangles-6mu6at">https://classroom.thenational.academy/lessons/compare-and-classify-triangles-6mu6at</a></p> <p>Lesson 3 – Compare and classify quadrilaterals  <a href="https://classroom.thenational.academy/lessons/compare-and-classify-quadrilaterals-71h38c">https://classroom.thenational.academy/lessons/compare-and-classify-quadrilaterals-71h38c</a></p> <p>Lesson 4 – Find unknown angles in triangles  <a href="https://classroom.thenational.academy/lessons/find-unknown-angles-in-triangles-6tgkcd">https://classroom.thenational.academy/lessons/find-unknown-angles-in-triangles-6tgkcd</a></p> <p>Lesson 5 – Find the value of missing angles in quadrilaterals  <a href="https://classroom.thenational.academy/lessons/find-the-value-of-missing-angles-in-quadrilaterals-cdgg0r">https://classroom.thenational.academy/lessons/find-the-value-of-missing-angles-in-quadrilaterals-cdgg0r</a></p>
<p>Afternoon Research and Independent Project Time</p>	<p>Our <b>new</b> theme in Year 6 is 'Revolutions'. For your independent project this week, we would like you to research a famous Victorian. Produce a factual poster presenting all that you have found. Research carefully and make sure your work is presented beautifully.</p> <p style="text-align: center;">Think about the following things...</p> <ul style="list-style-type: none"> <li>• When and where were they born?</li> <li>• Early childhood (did they have certain hobbies that shaped their future?)</li> <li>• Adulthood</li> <li>• What were they known for?</li> <li>• When, where and how did they die?</li> <li>• Legacy – what will they be remembered for? Are they commemorated in any way (e.g. with a statue or plaque)?</li> <li>• Add any quotes they made or are known for</li> </ul> <div style="display: flex; justify-content: space-around; align-items: center;"> <div style="text-align: center;">  <p><b>INDEPENDENCE</b> Having a passion to learn Being a positive learner Being an active learner "Self-learner" Building resilience and not giving up. Being responsible for your own learning. Having the ability to work on your own.</p> </div> <div style="text-align: center;">  </div> </div>