







Year 6 Home Learning

Week Commencing: Monday 16th May 2022

Morning Work	Please see Morning Work attached separately – this is what the children are doing in school this week.
<p style="text-align: center;">Reading</p> 	<p>For your reading, we would like you to engage with the text, 'The Blitz Survivor Stories'. Follow the lessons and complete the tasks. As you follow the video, you will find some tasks are for you to answer as you go – you don't have to write all of these down.</p> <p style="text-align: center;">Lesson 1 – To activate prior knowledge and consider the historical context. https://classroom.thenational.academy/lessons/to-activate-prior-knowledge-and-consider-the-historical-context-6cw38c</p> <p style="text-align: center;">Lesson 2 – To read a recount and answer retrieval and inference based questions https://classroom.thenational.academy/lessons/to-read-a-recount-and-answer-retrieval-and-inference-based-questions-6rvpct</p> <p style="text-align: center;">Lesson 3 – To understand the key information in a text and consider the author's perspective. https://classroom.thenational.academy/lessons/to-understand-the-key-information-in-a-text-and-consider-the-authors-perspective-6wupcd</p> <p style="text-align: center;">Lesson 4 – To read a new text and consider the author's use of language https://classroom.thenational.academy/lessons/to-read-a-new-text-and-consider-the-authors-use-of-language-c8rkjt</p> <p style="text-align: center;">Lesson 5 – To consider how reading can provide people with a way of learning new things https://classroom.thenational.academy/lessons/to-consider-how-reading-can-provide-people-with-a-way-of-learning-new-things-c4t64c</p>
<p style="text-align: center;">Spelling</p> 	<p>For your spelling this week, we would like you to focus on suffixes. Click on the links below and follow the lessons.</p> <p style="text-align: center;">Lesson 1 – Investigate suffixes https://classroom.thenational.academy/lessons/to-investigate-suffixes-tion-cian-sion-ssion-61jkat</p> <p style="text-align: center;">Lesson 2 – Practise and apply knowledge of suffixes https://classroom.thenational.academy/lessons/to-practise-and-apply-knowledge-of-suffixes-tion-cian-sion-ssion-including-test-6tgk2c</p> <p style="text-align: center;">Lesson 3 – Investigate the suffix - ous https://classroom.thenational.academy/lessons/to-investigate-the-suffix-ous-ccu3et</p> <p style="text-align: center;">Lesson 4 – Practise and apply knowledge of suffixes https://classroom.thenational.academy/lessons/to-practise-and-apply-knowledge-of-suffixes-ous-including-test-6rv34d</p>
<p style="text-align: center;">English</p> 	<p>This week in English, we would like you to use 'The Golden Compass' as inspiration for your lessons. Click on the link for each day and follow the lesson.</p> <p style="text-align: center;">Lesson 1 – To develop a rich understanding of words associated with running https://classroom.thenational.academy/lessons/to-develop-a-rich-understanding-of-words-associated-with-running-70t3gd</p> <p style="text-align: center;">Lesson 2 – To analyse the opening scene https://classroom.thenational.academy/lessons/to-analyse-the-opening-scene-6mrk4c</p> <p style="text-align: center;">Lesson 3 – To write prepositional phrases https://classroom.thenational.academy/lessons/to-write-prepositional-phrases-6th38e</p> <p style="text-align: center;">Lesson 4 – To write the opening https://classroom.thenational.academy/lessons/to-write-the-opening-6mt3gr</p> <p style="text-align: center;">Lesson 5 – To edit writing https://classroom.thenational.academy/lessons/to-edit-writing-70t66c</p>
<p style="text-align: center;">Maths</p> 	<p>This week, we would like you to revise graphs. For each lesson, watch the video and complete the worksheet/quiz. Click on the link and follow the lesson.</p> <p style="text-align: center;">Lesson 1 – Interpret line graphs https://classroom.thenational.academy/lessons/interpret-line-graphs-chk38d</p> <p style="text-align: center;">Lesson 2 – Construct line graphs https://classroom.thenational.academy/lessons/construct-line-graphs-74vk0d</p> <p style="text-align: center;">Lesson 3 – Interpret pie charts https://classroom.thenational.academy/lessons/interpret-pie-charts-ccr6ad</p> <p style="text-align: center;">Lesson 4 – Comparing pie charts https://classroom.thenational.academy/lessons/comparing-pie-charts-c5hpce</p> <p style="text-align: center;">Lesson 5 – Collecting and representing data https://classroom.thenational.academy/lessons/collecting-and-representing-data-c9h32t</p>
<p style="text-align: center;">Afternoon Research and Independent Project Time</p>	<p>Our new theme in Year 6 is 'Revolutions'. For your independent project this week, we would like you to research Victorian Schools. Produce a factual poster presenting all that you have found. Research carefully and make sure your work is presented beautifully. Think about the following things...</p> <div style="display: flex; justify-content: space-around; align-items: center;"> <ul style="list-style-type: none"> • Teachers • Classrooms • Punishment • Lessons • The School Day • Uniform <div style="text-align: center;">  <p>INDEPENDENCE Having a passion to learn Being a prepared learner Being an active listener Being organised Building resilience and not giving up Being responsible for your own learning Having the ability to work on your own</p> </div>  </div>