






Year 3 Home Learning

Week Commencing: Monday 28th February 2022

Morning Work	Please see Morning Work attached separately – this is what the children are doing in school this week.
<p style="text-align: center;">Reading</p> 	<p>For your reading, we would like you to engage with the text, 'The Firework Maker's Daughter' by Phillip Pullman. Follow the lessons and complete the tasks. As you follow the video, you will find some tasks are for you to answer as you go – you don't have to write all of these down.</p> <p style="text-align: center;">Lesson 1 – To engage with the text https://classroom.thenational.academy/lessons/to-engage-with-the-text-c9h3je</p> <p style="text-align: center;">Lesson 2 – To answer questions on the text, orally and in written form https://classroom.thenational.academy/lessons/to-answer-questions-on-the-text-orally-and-in-written-form-c5jk6d</p> <p style="text-align: center;">Lesson 3 – To analyse a character https://classroom.thenational.academy/lessons/to-analyse-a-character-6wv3gd</p> <p style="text-align: center;">Lesson 4 – To explore one of the main themes https://classroom.thenational.academy/lessons/to-explore-one-of-the-main-themes-6dk30d</p> <p style="text-align: center;">Lesson 5 – To explore genre https://classroom.thenational.academy/lessons/to-explore-genre-6rr32t</p>
<p style="text-align: center;">Spelling</p> 	<p>For your spelling this week, we would like you to focus on suffixes. Click on the links below and follow the lessons.</p> <p style="text-align: center;">Lesson 1 – To investigate suffixes (er and est) https://classroom.thenational.academy/lessons/to-investigate-suffixes-er-and-est-suffixes-ccw32d</p> <p style="text-align: center;">Lesson 2 – To practise and apply knowledge of suffixes (er and est) https://classroom.thenational.academy/lessons/to-practise-and-apply-knowledge-of-suffixes-er-and-est-suffixes-including-test-6gwkie</p> <p style="text-align: center;">Lesson 3 – To investigate suffixes more er and est suffixes https://classroom.thenational.academy/lessons/to-investigate-suffixes-more-er-and-est-suffixes-6rv6at</p> <p style="text-align: center;">Lesson 4 – To practise and apply knowledge of more er and est suffixes https://classroom.thenational.academy/lessons/to-practise-and-apply-knowledge-of-suffixes-more-er-and-est-including-test-c8w64r</p>
<p style="text-align: center;">English</p> 	<p>This week, we would like you to focus on explanation writing. Follow the links for each day and complete the activities.</p> <p style="text-align: center;">Lesson 1 – To identify the features of an explanation text https://classroom.thenational.academy/lessons/to-identify-the-features-of-an-explanation-text-6tgk2r</p> <p style="text-align: center;">Lesson 2 – To explore compound words https://classroom.thenational.academy/lessons/to-explore-compound-words-6wwpat</p> <p style="text-align: center;">Lesson 3 – To explore using apostrophes for plural possession https://classroom.thenational.academy/lessons/to-explore-using-apostrophes-for-plural-possession-cgvk2d</p> <p style="text-align: center;">Lesson 4 – To understand and sequence how bees make honey https://classroom.thenational.academy/lessons/to-understand-and-sequence-how-bees-make-honey-cgwk2c</p> <p style="text-align: center;">Lesson 5 – To develop a rich understanding of words associated with trying hard https://classroom.thenational.academy/lessons/to-develop-a-rich-understanding-of-words-associated-with-trying-hard-cdk66r</p>
<p style="text-align: center;">Maths</p> 	<p>In class this week, we are focussing on angles and shapes. For each lesson, watch the video and complete the worksheet/quiz. Click on the link and follow the lesson.</p> <p style="text-align: center;">Lesson 1 – To identify and recognise angles https://classroom.thenational.academy/lessons/to-identify-and-recognise-angles-cgu6cc</p> <p style="text-align: center;">Lesson 2 – To identify angles inside 2D shapes https://classroom.thenational.academy/lessons/to-identify-angles-inside-2d-shapes-71h38d</p> <p style="text-align: center;">Lesson 3 – To recognise right angles https://classroom.thenational.academy/lessons/to-recognise-right-angles-6ww34d</p> <p style="text-align: center;">Lesson 4 – To recognise obtuse and acute angles https://classroom.thenational.academy/lessons/to-recognise-obtuse-and-acute-angles-ccwk6c</p> <p style="text-align: center;">Lesson 5 – To revise angles https://classroom.thenational.academy/lessons/to-revise-angles-chikgr</p>
<p style="text-align: center;">Afternoon Research and Independent Project Time</p>	<p>Our current theme in Year 3 is 'A journey through the Ages'. For your independent project this week, we would like you to investigate what life was like in an Iron Age Hill Fort in Britain. Produce a factual poster presenting all that you have found. Research carefully and make sure your work is presented beautifully. Think about the following things when researching...</p> <ul style="list-style-type: none"> • What food did they eat? How did they get their food? • What were the main jobs? • What did they wear? • Investigate some Iron Age Hill Fort sites in Britain. • Include any other interesting facts you have found. <div style="text-align: right;">  </div>